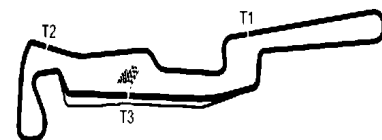
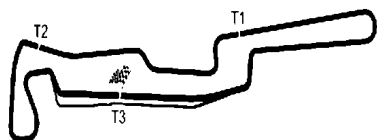


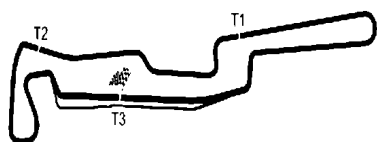
# OPEN PIT LANE

17/08/2014



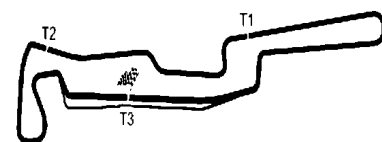
## ANALISI DEI TEMPI PROVE LIBERE

GIRO	SETT.2	FINISH	TEMPO	GIRO	SETT.2	FINISH	TEMPO	GIRO	SETT.2	FINISH	TEMPO
				46)			<b>1'30.814</b>				
<b>1 SPINELLA Gabriele</b>				47)	1'00.428	34.111	<b>1'34.539</b>				
LOTUS EXIGE				48)	56.006	27.108	<b>1'23.114</b>				
				49)	1'09.208	29.923	<b>1'39.131</b>				
				50)	55.820	27.247	<b>1'23.067</b>				
				51)	1'05.788	31.164	<b>1'36.952</b>				
1)	37'48.316	37.233	<b>1'53.016</b>								
2)	1'08.832	29.678	<b>1'38.510</b>								
3)	1'00.478	28.404	<b>1'28.882</b>								
4)	1'01.029	38.018	<b>1'39.047</b> B								
5)	2'21.647	28.823	<b>2'50.470</b>								
6)	59.593	28.173	<b>1'27.766</b>								
7)	1'02.748	28.319	<b>1'31.067</b>								
8)	57.763	27.794	<b>1'25.557</b>								
9)	57.760	27.967	<b>1'25.727</b>								
10)	1'08.025	37.400	<b>1'45.425</b> B								
11)	26'34.610	30.086	<b>27'04.696</b>								
12)	57.602	27.926	<b>1'25.528</b>								
13)	57.588	27.694	<b>1'25.282</b>								
14)	1'21.616	29.365	<b>1'50.981</b>								
15)	58.497	28.079	<b>1'26.576</b>								
16)	57.635	27.803	<b>1'25.438</b>								
17)	57.486	27.604	<b>1'25.090</b>								
18)	1'12.211	32.593	<b>1'44.804</b>								
19)	57.175	27.297	<b>1'24.472</b>								
20)	56.712	27.585	<b>1'24.297</b>								
21)	32'04.802	29.348	<b>32'34.150</b>								
22)	54.797	25.821	<b>1'20.618</b>								
23)	53.811	25.454	<b>1'19.265</b>								
24)	8'47.314	30.851	<b>9'18.165</b>								
25)	1'13.897	28.128	<b>1'42.025</b>								
26)	58.086	27.832	<b>1'25.918</b>								
27)	56.929	27.847	<b>1'24.776</b>								
28)	57.675	27.446	<b>1'25.121</b>								
29)	1'10.776	32.387	<b>1'43.163</b>								
30)	58.426	27.474	<b>1'25.900</b>								
31)	56.264	27.016	<b>1'23.280</b>								
32)	31'52.262	30.532	<b>32'22.794</b>								
33)	1'07.773	28.018	<b>1'35.791</b>								
34)	53.563	25.705	<b>1'19.268</b>								
35)	53.490	25.627	<b>1'19.117</b>								
36)	14'35.524	29.261	<b>15'04.785</b>								
37)	56.950	31.605	<b>1'28.555</b>								
38)	56.844	27.352	<b>1'24.196</b>								
39)	56.019	27.008	<b>1'23.027</b>								
40)	55.590	27.533	<b>1'23.123</b>								
41)	20'25.097	33.246	<b>20'58.343</b>								
42)	57.172	27.135	<b>1'24.307</b>								
43)	56.301	27.443	<b>1'23.744</b>								
44)	59.811	33.910	<b>1'33.721</b>								
45)	56.130	26.699	<b>1'22.829</b>								



# OPEN PIT LANE

17/08/2014

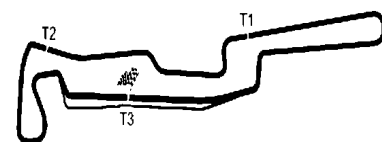
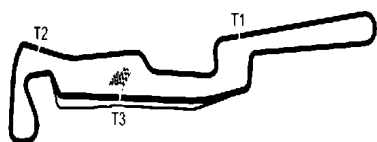


## ANALISI DEI TEMPI PROVE LIBERE

GIRO	SETT.2	FINISH	TEMPO	GIRO	SETT.2	FINISH	TEMPO	GIRO	SETT.2	FINISH	TEMPO
<hr/>				46)	1'06.671	32.822	<b>1'39.493</b>				
<b>2 SUCCI Denis</b>				47)	1'09.930	33.052	<b>1'42.982</b>				
CITROEN AX				48)	1'09.421	32.828	<b>1'42.249</b>				
<hr/>				49)	1'18.927	31.569	<b>1'50.496</b>				
1)	36'54.483	31.675	<b>1'43.412</b>	50)	1'13.165	32.983	<b>1'46.148</b>				
2)	1'07.953	30.889	<b>1'38.842</b>	51)	1'09.964	33.576	<b>1'43.540</b>				
3)	1'07.645	31.267	<b>1'38.912</b>	52)	1'09.872	31.120	<b>1'40.992</b>				
4)	1'07.987	31.297	<b>1'39.284</b>	53)	1'07.828	31.700	<b>1'39.528</b>				
5)	1'11.927	31.380	<b>1'43.307</b>								
6)	1'12.412	31.159	<b>1'43.571</b>								
7)	1'12.417	33.891	<b>1'46.308</b>								
8)			<b>1'43.032</b>								
9)	1'09.370	31.668	<b>1'41.038</b>								
10)	14'39.921	30.969	<b>15'10.890</b>								
11)	1'08.782	32.227	<b>1'41.009</b>								
12)	1'08.520	33.266	<b>1'41.786</b>								
13)	1'10.641	32.907	<b>1'43.548</b>								
14)	1'09.832	33.704	<b>1'43.536</b>								
15)	1'10.857	33.336	<b>1'44.193</b>								
16)	1'15.484	32.426	<b>1'47.910</b>								
17)	1'10.905	33.127	<b>1'44.032</b>								
18)	1'10.770	32.595	<b>1'43.365</b>								
19)	1'10.442	33.130	<b>1'43.572</b>								
20)	1'10.991	32.280	<b>1'43.271</b>								
21)	1'08.378	32.281	<b>1'40.659</b>								
22)	1'15.670	30.841	<b>1'46.511</b>								
23)	1'08.514	32.530	<b>1'41.044</b>								
24)	22'49.502	32.296	<b>23'21.798</b>								
25)	1'09.818	32.732	<b>1'42.550</b>								
26)	1'14.941	32.565	<b>1'47.506</b>								
27)	1'08.141	32.160	<b>1'40.301</b>								
28)	1'08.740	32.572	<b>1'41.312</b>								
29)	1'08.667	33.025	<b>1'41.692</b>								
30)	1'11.906	32.989	<b>1'44.895</b>								
31)	43'25.369	32.288	<b>43'57.657</b>								
32)	14'17.854	32.196	<b>14'50.050</b>								
33)	1'11.034	32.861	<b>1'43.895</b>								
34)	1'11.482	33.203	<b>1'44.685</b>								
35)	1'10.152	32.806	<b>1'42.958</b>								
36)	1'09.372	32.807	<b>1'42.179</b>								
37)	1'10.838	34.471	<b>1'45.309</b>								
38)	1'10.803	32.787	<b>1'43.590</b>								
39)	1'11.161	33.351	<b>1'44.512</b>								
40)	17'21.230	31.764	<b>17'52.994</b>								
41)	1'06.843	31.133	<b>1'37.976</b>								
42)	1'09.018	34.320	<b>1'43.338</b>								
43)	1'08.990	32.837	<b>1'41.827</b>								
44)	1'08.871	33.026	<b>1'41.897</b>								
45)	1'09.187	33.065	<b>1'42.252</b>								

# OPEN PIT LANE

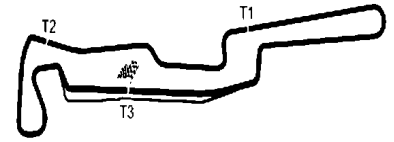
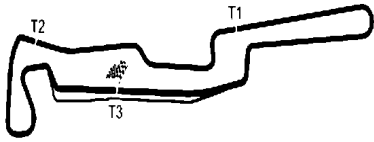
17/08/2014



## ANALISI DEI TEMPI PROVE LIBERE

GIRO	SETT.2	FINISH	TEMPO	GIRO	SETT.2	FINISH	TEMPO	GIRO	SETT.2	FINISH	TEMPO
				46)	58.210	27.983	<b>1'26.193</b>				
<b>3</b>	<b>BATTELLI Marco</b>			47)	59.328	27.558	<b>1'26.886</b>				
	RENAULT CLIO										
1)	39'17.976	27.606	<b>1'25.385</b>								
2)	57.671	27.608	<b>1'25.279</b>								
3)	57.568	27.436	<b>1'25.004</b>								
4)	57.642	27.525	<b>1'25.167</b>								
5)	6'43.252	27.736	<b>7'10.988</b>								
6)	58.528	27.280	<b>1'25.808</b>								
7)	57.846	27.538	<b>1'25.384</b>								
8)	57.251	27.543	<b>1'24.794</b>								
9)	57.528	27.206	<b>1'24.734</b>								
10)	58.244	27.497	<b>1'25.741</b>								
11)	57.607	27.766	<b>1'25.373</b>								
12)	57.645	27.359	<b>1'25.004</b>								
13)	57.909	27.457	<b>1'25.366</b>								
14)	58.133	27.411	<b>1'25.544</b>								
15)	29'46.833	27.982	<b>30'14.815</b>								
16)	57.989	27.332	<b>1'25.321</b>								
17)	57.391	27.528	<b>1'24.919</b>								
18)	57.250	27.253	<b>1'24.503</b>								
19)	56.809	27.382	<b>1'24.191</b>								
20)	56.949	27.293	<b>1'24.242</b>								
21)	57.112	27.427	<b>1'24.539</b>								
22)	57.288	27.530	<b>1'24.818</b>								
23)	57.190	27.006	<b>1'24.196</b>								
24)	57.089	27.070	<b>1'24.159</b>								
25)	40'43.537	28.977	<b>41'12.514</b>								
26)	59.377	27.832	<b>1'27.209</b>								
27)	58.816	27.571	<b>1'26.387</b>								
28)	57.835	27.814	<b>1'25.649</b>								
29)	58.057	27.585	<b>1'25.642</b>								
30)	58.007	27.618	<b>1'25.625</b>								
31)	57.888	28.253	<b>1'26.141</b>								
32)	7'46.849	28.303	<b>8'15.152</b>								
33)	58.724	28.488	<b>1'27.212</b>								
34)	39'16.214	28.046	<b>39'44.260</b>								
35)	58.214	28.081	<b>1'26.295</b>								
36)	58.109	27.633	<b>1'25.742</b>								
37)	58.436	28.203	<b>1'26.639</b>								
38)	57.481	27.717	<b>1'25.198</b>								
39)	57.863	27.913	<b>1'25.776</b>								
40)	59.298	27.481	<b>1'26.779</b>								
41)	57.783	27.798	<b>1'25.581</b>								
42)	58.394	27.614	<b>1'26.008</b>								
43)	58.995	27.468	<b>1'26.463</b>								
44)	59.269	27.357	<b>1'26.626</b>								
45)	57.845	27.601	<b>1'25.446</b>								

**OPEN PIT LANE**  
**17/08/2014**



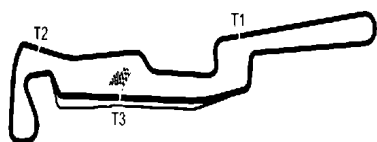
**ANALISI DEI TEMPI PROVE LIBERE**

*GIRO    SETT.2    FINISH    TEMPO                      GIRO    SETT.2    FINISH    TEMPO                      GIRO    SETT.2    FINISH    TEMPO*

**4 CAMPRA Sergio**

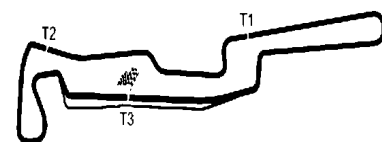
ASTON MARTIN

1)			<b>1'33.504</b>
2)			<b>5'38.816</b>
3)			<b>1'33.119</b>
4)			<b>1'36.181</b>
5)	01'26.349	31.722	<b>:01'58.071</b>
6)			<b>1'28.545</b>
7)			<b>1'27.670</b>
8)	58.794	28.590	<b>1'27.384</b>
9)	1'16.311	32.149	<b>1'48.460</b>
10)	1'11.270	31.289	<b>1'42.559</b>
11)			<b>1'27.323</b>
12)			<b>1'25.959</b>
13)	57'08.943	28.580	<b>57'37.523</b>
14)	57.814	27.739	<b>1'25.553</b>
15)			<b>1'24.164</b>
16)	1'15.668	32.984	<b>1'48.652</b>
17)	1'26.456	28.367	<b>1'54.823</b>
18)			<b>1'23.707</b>
19)	55.721	27.045	<b>1'22.766</b>
20)	1'15.668	33.079	<b>1'48.747</b>
21)	32'12.472	37.646	<b>32'50.118</b>
22)			<b>1'27.547</b>
23)	58.612	28.672	<b>1'27.284</b>
24)			<b>1'25.325</b>



# OPEN PIT LANE

17/08/2014



## ANALISI DEI TEMPI PROVE LIBERE

GIRO    SETT.2    FINISH    TEMPO

GIRO    SETT.2    FINISH    TEMPO

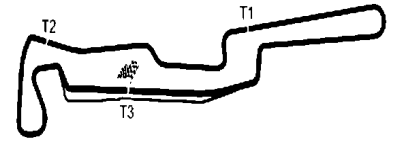
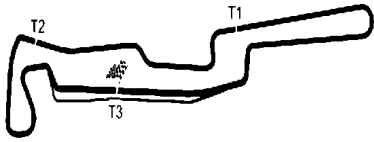
GIRO    SETT.2    FINISH    TEMPO

### 5 CAMPRA Emanule

HONDA S2000

1)			<b>5'32.957</b>
2)			<b>1'26.836</b>
3)			<b>1'25.381</b>
4)			<b>3'11.774</b>
5)			<b>1'40.145</b>
6)			<b>1'26.847</b>
7)			<b>1'25.119</b>
8)			<b>35'50.650</b>
9)			<b>1'25.827</b>
10)			<b>1'26.473</b>
11)			<b>1'25.288</b>
12)			<b>1'57.047</b>
13)			<b>1'48.701</b>
14)			<b>1'24.830</b>
15)	2'41.155	58'46.207	<b>:01'27.362</b>
16)	1'01.415	29.225	<b>1'30.640</b>
17)			<b>1'30.739</b>
18)			<b>52'46.533</b>
19)	57.727	27.438	<b>1'25.165</b>
20)			<b>1'24.428</b>
21)	1'20.871	36.280	<b>1'57.151</b>
22)			<b>1'50.125</b>
23)			<b>1'23.973</b>
24)			<b>1'27.738</b>
25)			<b>1'54.311</b>

**OPEN PIT LANE**  
**17/08/2014**



**ANALISI DEI TEMPI PROVE LIBERE**

*GIRO*    *SETT.2*    *FINISH*    *TEMPO*

*GIRO*    *SETT.2*    *FINISH*    *TEMPO*

*GIRO*    *SETT.2*    *FINISH*    *TEMPO*

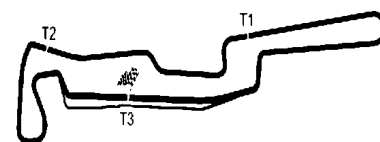
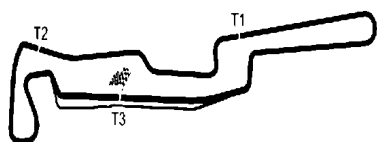
**6 YOGENDRAN Thasiv**

RENAULT MEGA

1)	42'06.011	2'01.659	<b>1'26.288</b>
2)	57.819	27.651	<b>1'25.470</b>
3)	10'43.141	2'08.064	<b>12'51.205</b>
4)	20'07.340	27.870	<b>20'35.210</b>
5)	58.191	27.933	<b>1'26.124</b>
6)	59.806	27.931	<b>1'27.737</b>
7)	58.275	28.029	<b>1'26.304</b>
8)	58.249	27.855	<b>1'26.104</b>
9)	58.184	28.086	<b>1'26.270</b>
10)	58.713	27.953	<b>1'26.666</b>
11)	57.470	27.771	<b>1'25.241</b>
12)	14'08.973	28.520	<b>14'37.493</b>
13)	57.849	28.734	<b>1'26.583</b>
14)	57.461	27.983	<b>1'25.444</b>
15)			<b>1'27.319</b>
16)	58.170	27.948	<b>1'26.118</b>
17)	58.818	27.740	<b>1'26.558</b>
18)	1'04.980	33.528	<b>1'38.508</b>
19)	1'14.335	30.816	<b>1'45.151</b>
20)	57.770	28.100	<b>1'25.870</b>
21)	58.172	27.538	<b>1'25.710</b>

# OPEN PIT LANE

17/08/2014



## ANALISI DEI TEMPI PROVE LIBERE

GIRO SETT.2 FINISH TEMPO

GIRO SETT.2 FINISH TEMPO

GIRO SETT.2 FINISH TEMPO

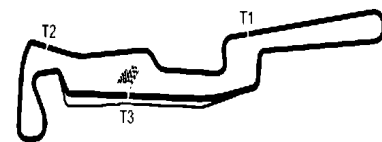
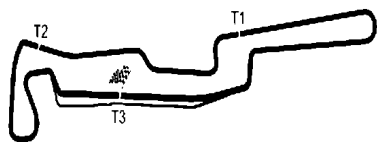
### 7 GUBITOSI Fabio

OPEL ASTRA O

1)	43'28.300	27.863	<b>1'25.397</b>
2)	57.935	27.598	<b>1'25.533</b>
3)	57.562	27.479	<b>1'25.041</b>
4)	8'07.375	27.501	<b>8'34.876</b>
5)	58.367	27.387	<b>1'25.754</b>
6)	1'08.937	34.646	<b>1'43.583</b>
7)	43'28.106	31.396	<b>43'59.502</b>
8)	57.250	27.315	<b>1'24.565</b>
9)	59.002	27.120	<b>1'26.122</b>
10)	57.786	27.110	<b>1'24.896</b>
11)	31'15.538	29.537	<b>31'45.075</b>
12)	59.029	28.657	<b>1'27.686</b>
13)	1'18.586	27.276	<b>1'45.862</b>
14)	56.843	27.273	<b>1'24.116</b>
15)	57.259	27.328	<b>1'24.587</b>
16)	56.943	27.579	<b>1'24.522</b>
17)	57.058	27.484	<b>1'24.542</b>
18)	1'17.722	38.355	<b>1'56.077</b>
19)	13'55.320	28.059	<b>14'23.379</b>
20)	58.169	28.411	<b>1'26.580</b>
21)	57.631	27.598	<b>1'25.229</b>
22)	57.640	27.358	<b>1'24.998</b>
23)	58.131	27.520	<b>1'25.651</b>
24)	57.695	27.412	<b>1'25.107</b>
25)	1'08.078	34.367	<b>1'42.445</b>

# OPEN PIT LANE

17/08/2014

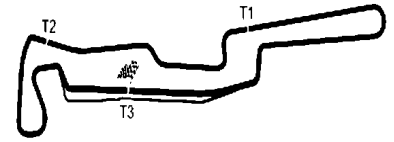
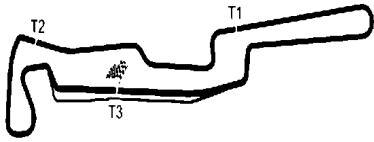


## ANALISI DEI TEMPI PROVE LIBERE

GIRO	SETT.2	FINISH	TEMPO	GIRO	SETT.2	FINISH	TEMPO	GIRO	SETT.2	FINISH	TEMPO
<b>8 RESTUCCIA Giacomo</b>				46)	1'00.125	28.261	<b>1'28.386</b>				
MAZDA MX5				47)	59.958	27.424	<b>1'27.382</b>				
				48)	59.882	29.252	<b>1'29.134</b>				
				49)	1'10.092	35.881	<b>1'45.973</b>				
				50)	1'00.016	27.756	<b>1'27.772</b>				
				51)	59.726	27.819	<b>1'27.545</b>				
1)	34'56.832	28.252	<b>1'32.310</b>								
2)	1'01.540	28.123	<b>1'29.663</b>								
3)	1'09.132	34.970	<b>1'44.102</b>								B
4)	5'27.018	28.173	<b>5'55.191</b>								
5)	1'13.658	28.293	<b>1'41.951</b>								
6)	1'00.708	32.048	<b>1'32.756</b>								
7)	1'24.163	41.900	<b>2'06.063</b>								B
8)	4'55.045	27.761	<b>5'22.806</b>								
9)	1'06.342	28.001	<b>1'34.343</b>								
10)	1'00.886	27.757	<b>1'28.643</b>								
11)	1'00.654	27.796	<b>1'28.450</b>								
12)	1'00.784	28.081	<b>1'28.865</b>								
13)	1'00.768	27.742	<b>1'28.510</b>								
14)	1'01.760	36.390	<b>1'38.150</b>								
15)	1'00.508	28.041	<b>1'28.549</b>								
16)	1'00.469	28.266	<b>1'28.735</b>								
17)	1'00.424	27.771	<b>1'28.195</b>								
18)	53'31.142	29.183	<b>54'00.325</b>								
19)	1'04.430	28.157	<b>1'32.587</b>								
20)	1'00.565	28.216	<b>1'28.781</b>								
21)	1'00.866	28.177	<b>1'29.043</b>								
22)	1'03.946	28.323	<b>1'32.269</b>								
23)	1'00.726	28.421	<b>1'29.147</b>								
24)	1'01.439	32.323	<b>1'33.762</b>								B
25)	1'50.631	28.135	<b>2'18.766</b>								
26)	59.744	27.946	<b>1'27.690</b>								
27)	1'00.494	34.097	<b>1'34.591</b>								
28)	1'01.105	27.660	<b>1'28.765</b>								
29)	1'00.736	28.071	<b>1'28.807</b>								
30)	1'15.802	35.632	<b>1'51.434</b>								
31)	1'20.859	28.525	<b>1'49.384</b>								
32)	1'00.058	27.762	<b>1'27.820</b>								
33)	1'00.350	27.819	<b>1'28.169</b>								
34)	1'00.290	28.150	<b>1'28.440</b>								
35)	1'00.127	27.307	<b>1'27.434</b>								
36)	1'00.134	28.227	<b>1'28.361</b>								
37)	1'00.171	27.968	<b>1'28.139</b>								
38)	1'00.266	27.529	<b>1'27.795</b>								
39)	1'03.211	28.112	<b>1'31.323</b>								
40)	1'16.783	32.294	<b>1'49.077</b>								
41)	9'12.635	27.689	<b>9'40.324</b>								
42)	1'03.098	27.602	<b>1'30.700</b>								
43)	1'01.671	27.298	<b>1'28.969</b>								
44)	59.064	27.392	<b>1'26.456</b>								
45)	1'00.854	28.261	<b>1'29.115</b>								



**OPEN PIT LANE**  
**17/08/2014**



**ANALISI DEI TEMPI PROVE LIBERE**

GIRO    SETT.2    FINISH    TEMPO

GIRO    SETT.2    FINISH    TEMPO

GIRO    SETT.2    FINISH    TEMPO

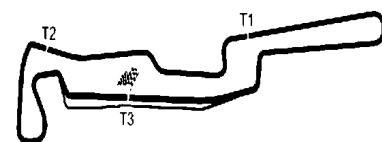
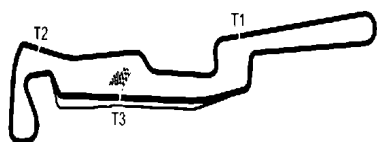
**9 BARBIERI Simone**

PEUGEOT 306

1)	31'31.424	34.670	<b>1'49.456</b>
2)	1'09.084	32.334	<b>1'41.418</b>
3)	4'58.283	30.374	<b>5'28.657</b>
4)	1'04.476	29.839	<b>1'34.315</b>
5)	1'04.064	29.844	<b>1'33.908</b>
6)	1'03.777	30.364	<b>1'34.141</b>
7)	1'02.379	28.784	<b>1'31.163</b>
8)	1'05.887	29.034	<b>1'34.921</b>
9)	5'30.840	29.066	<b>5'59.906</b>
10)	1'02.005	28.434	<b>1'30.439</b>
11)	1'06.150	31.464	<b>1'37.614</b>
12)	45'17.231	33.829	<b>45'51.060</b>
13)	1'10.825	31.294	<b>1'42.119</b>
14)	1'08.631	33.821	<b>1'42.452</b>
15)	16'14.637	33.215	<b>16'47.852</b>
16)	1'10.411	31.248	<b>1'41.659</b>
17)	12'31.981	31.133	<b>13'03.114</b>
18)	1'06.102	30.309	<b>1'36.411</b>
19)	1'04.654	30.223	<b>1'34.877</b>
20)	1'05.420	30.619	<b>1'36.039</b>
21)	1'03.493	31.383	<b>1'34.876</b>
22)	1'03.556	29.886	<b>1'33.442</b>
23)	1'06.731	30.226	<b>1'36.957</b>
24)	1'03.447	29.376	<b>1'32.823</b>
25)	1'03.554	29.883	<b>1'33.437</b>
26)	1'02.818	29.321	<b>1'32.139</b>

# OPEN PIT LANE

17/08/2014



## ANALISI DEI TEMPI PROVE LIBERE

GIRO    SETT.2    FINISH    TEMPO                      GIRO    SETT.2    FINISH    TEMPO                      GIRO    SETT.2    FINISH    TEMPO

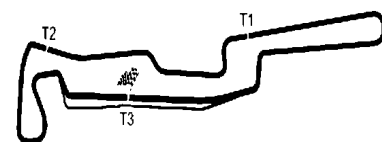
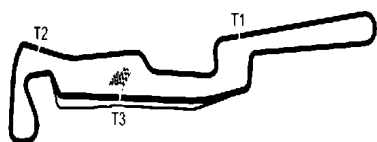
### 10 GYE Philip

RENAULT CLIO

1)	31'33.430	27.670	<b>1'27.662</b>
2)	56.435	26.279	<b>1'22.714</b>
3)	56.507	26.099	<b>1'22.606</b>
4)	55.840	26.321	<b>1'22.161</b>
5)	56.102	26.589	<b>1'22.691</b>
6)	1'02.208	34.772	<b>1'36.980</b> B
7)	4'08.609	27.771	<b>4'36.380</b>
8)	55.206	28.352	<b>1'23.558</b>
9)	42'31.865	28.348	<b>43'00.213</b>
10)	56.838	26.549	<b>1'23.387</b>
11)	56.907	27.201	<b>1'24.108</b>
12)	56.363	26.965	<b>1'23.328</b>
13)	56.873	26.799	<b>1'23.672</b>
14)	58.554	26.797	<b>1'25.351</b>
15)	1'08.667	32.364	<b>1'41.031</b>
16)	25'18.249	27.372	<b>25'45.621</b>
17)	58.222	27.505	<b>1'25.727</b>
18)	57.645	26.855	<b>1'24.500</b>
19)	56.942	27.054	<b>1'23.996</b>
20)	56.559	26.753	<b>1'23.312</b>
21)	56.975	27.951	<b>1'24.926</b>
22)	56.468	26.805	<b>1'23.273</b>
23)	56.389	26.704	<b>1'23.093</b>
24)	16'22.310	31.288	<b>16'53.598</b>
25)	58.007	26.870	<b>1'24.877</b>
26)	57.414	26.871	<b>1'24.285</b>
27)	57.047	26.807	<b>1'23.854</b>
28)	56.381	27.203	<b>1'23.584</b>
29)	56.635	26.828	<b>1'23.463</b>
30)	57.435	26.647	<b>1'24.082</b>
31)	57.431	27.121	<b>1'24.552</b>
32)	56.922	26.643	<b>1'23.565</b>
33)	57.263	27.130	<b>1'24.393</b>
34)	56.604	26.643	<b>1'23.247</b>
35)	5'42.518	27.598	<b>6'10.116</b>
36)	56.030	26.706	<b>1'22.736</b>
37)	55.924	26.996	<b>1'22.920</b>
38)	56.417	26.568	<b>1'22.985</b>
39)	56.093	26.925	<b>1'23.018</b>
40)	55.700	27.141	<b>1'22.841</b>
41)	55.664	26.338	<b>1'22.002</b>
42)	56.093	27.064	<b>1'23.157</b>
43)	55.882	26.944	<b>1'22.826</b>
44)	55.842	26.617	<b>1'22.459</b>

# OPEN PIT LANE

17/08/2014



## ANALISI DEI TEMPI PROVE LIBERE

GIRO SETT.2 FINISH TEMPO

GIRO SETT.2 FINISH TEMPO

GIRO SETT.2 FINISH TEMPO

### 11 CLAVARINO Paolo

PORSCHE 991

1)	44'35.256	32.137	<b>1'43.794</b>
2)	1'06.275	31.290	<b>1'37.565</b>
3)	1'01.384	58.602	<b>1'59.986 B</b>
4)	4'39.672	28.989	<b>5'08.661</b>
5)	58.206	27.610	<b>1'25.816</b>
6)	56.913	27.040	<b>1'23.953</b>
7)	14'13.139	30.564	<b>14'43.703</b>
8)	1'01.631	29.880	<b>1'31.511</b>
9)	58.147	29.112	<b>1'27.259</b>
10)	58.250	28.806	<b>1'27.056</b>
11)	14'39.309	27.589	<b>15'06.898</b>
12)	54.184	27.090	<b>1'21.274</b>
13)	56.425	26.833	<b>1'23.258</b>
14)	55.205	26.783	<b>1'21.988</b>
15)	54.278	30.398	<b>1'24.676</b>
16)	1'22.404	47.142	<b>2'09.546 B</b>
17)	38'00.810	36.978	<b>38'37.788</b>
18)	1'07.002	31.051	<b>1'38.053</b>
19)	58.940	29.866	<b>1'28.806</b>
20)	1'03.973	32.046	<b>1'36.019</b>
21)	1'00.508	30.138	<b>1'30.646</b>
22)	59.115	30.797	<b>1'29.912</b>
23)	1'00.733	30.129	<b>1'30.862</b>
24)	59.644	30.648	<b>1'30.292</b>
25)	12'55.912	30.155	<b>13'26.067</b>
26)	56.110	28.542	<b>1'24.652</b>
27)	54.705	27.222	<b>1'21.927</b>
28)	54.059	27.202	<b>1'21.261</b>
29)	53.777	27.191	<b>1'20.968</b>
30)	54.306	27.211	<b>1'21.517</b>
31)	55.584	27.222	<b>1'22.806</b>
32)	54.206	27.083	<b>1'21.289</b>
33)	1'28.345	42.874	<b>2'11.219</b>

Esposta ore:

Il DSC: Rapi Andrea